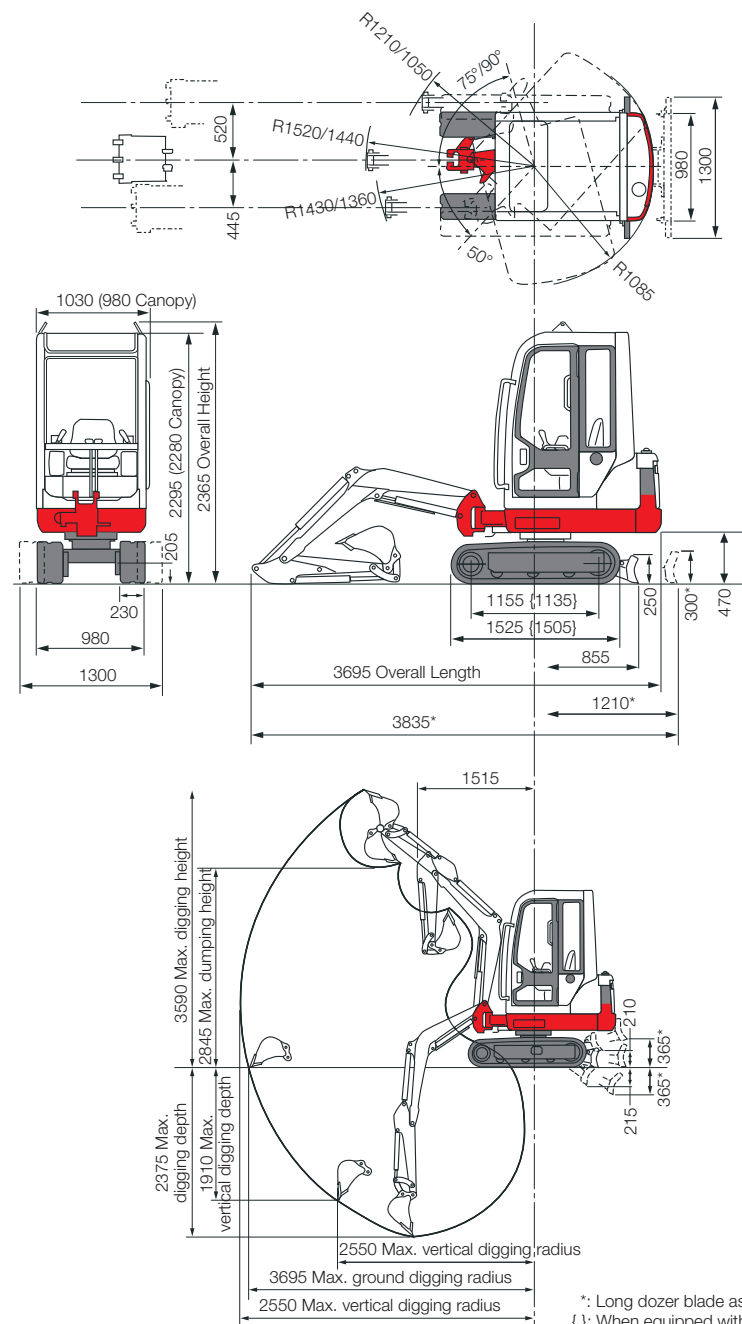


# FULLY HYDRAULIC COMPACT EXCAVATOR | TB016

TB016



### TB016

Standard UK Specification - Long Dipper/Rubber Tracks

Engine	
Make	Yanmar
Model	3TNV70-STB
Rated Output (kW)/rpm	10.1/2200
Maximum Torque (Nm)	51
Cylinders	3
Displacement (cc)	854
Electrical System	12volts 40amp

Dimensions & Weight	
Operating Weight inclusive of bucket and fuel: Cab/Canopy (kg)	1800/1660
Overall Length (mm)	3835
Width Cab/Canopy (mm)	1030/980
Height Cab/Canopy (mm)	2295/2280
Ground Clearance (mm)	205
Min. Front Swing Radius Cab/Canopy (mm)	1210/1050
Tail Swing Radius (mm)	1085
Dozer Blade (W x H) (mm)	980-1300x300

Operating Information	
Max Digging Depth (mm)	2375
Max Dump Height Cab/Canopy (mm)	2705/2845
Max Reach at Ground Level (mm)	3890
Max Vertical Digging Depth (mm)	1910
Max Bucket Digging Force (kN)	13.1
Max Arm Digging Force (kN)	9

Hydraulic System	
Set Pressure (bar)	200
Pump Type	Variable(P1+P2)+Gear(P3)
Hydraulic Flow Aux Port (l/min)	35

Swing System	
Boom Swing Angle (R/L)	75°/50° Cab 90°/50° Canopy
Slew Speed (rpm)	9
Slew Motor	Orbital Piston


Undercarriage	
Traction Motor	Axial Piston
Traction Drive	Planetary
Traction Brake	Disc
Track Width (mm)	230
Ground Contact Length (mm)	1155
Ground Pressure (kpa)	24.9
Travel Speed (km/h)	2.3/4.2
Maximum Gradeability	25°

Capacities	
Hydraulic System (l)	33.5
Fuel Tank (l)	21
Engine Lubrication (l)	2.8
Cooling System (l)	3.4

All dimensions unless otherwise stated are in millimetres

\*: Long dozer blade as standard.  
{ }: When equipped with steel crawlers.

**For more information locally**  
call us direct, or contact:

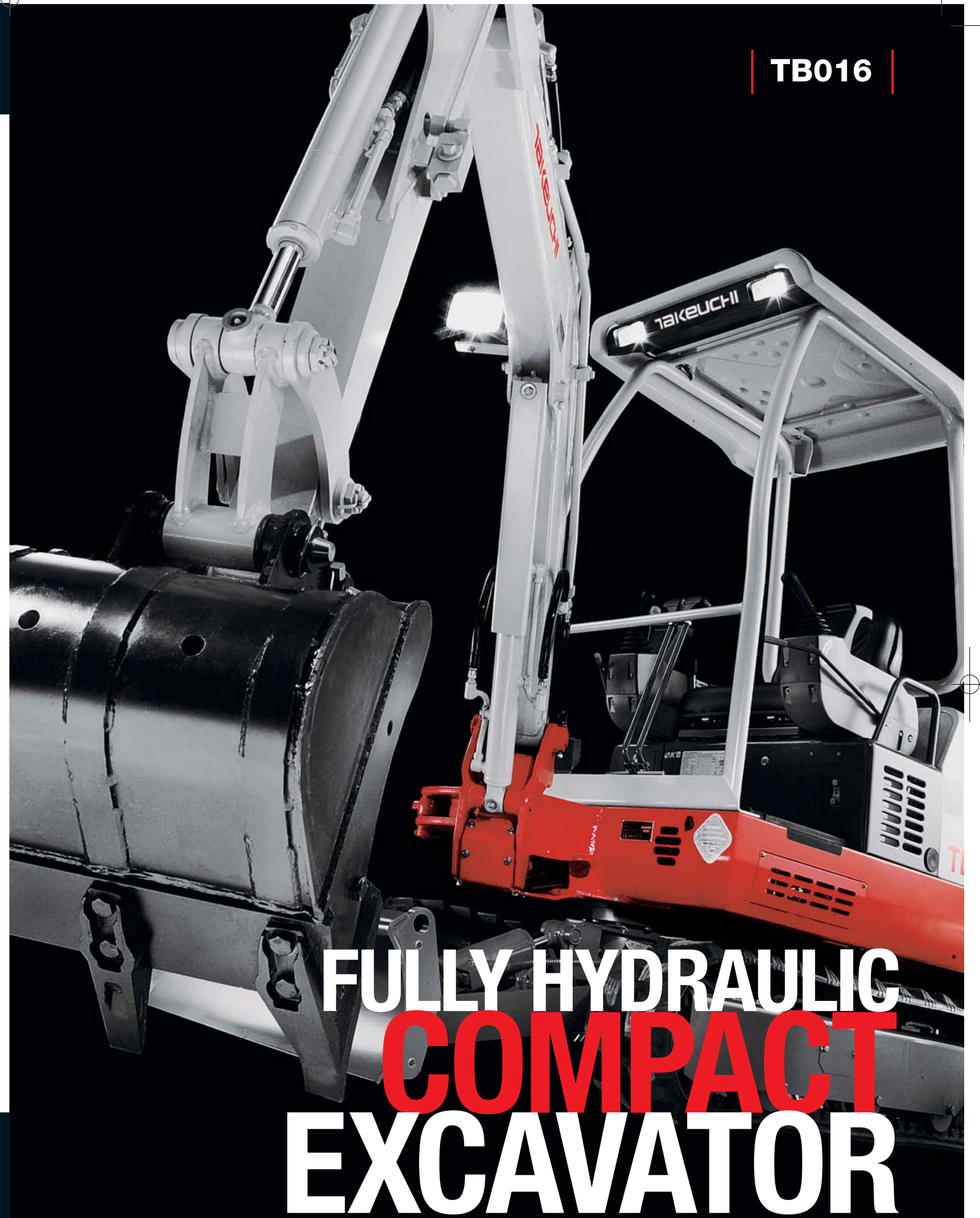


Takeuchi Mfg (UK) Ltd, Unit E2B Kingsway Business Park,  
John Boyd Dunlop Drive, Rochdale, Lancashire OL16 4NG  
Tel: 01706 657 722 Fax: 01706 657 744

Southern Depot at 20 Colthrop Business Park  
Colthrop Lane, Thatcham, Newbury, Berks RG19 4NB  
Tel: 01635 877 196 Fax: 01635 877 195

[www.takeuchi-mfg.co.uk](http://www.takeuchi-mfg.co.uk) Email: [sales@takeuchi-mfg.co.uk](mailto:sales@takeuchi-mfg.co.uk)

**TAKEUCHI**  
Japanese for reliability



# FULLY HYDRAULIC COMPACT EXCAVATOR

**TAKEUCHI**  
Japanese for reliability

# TB016 Mini Excavator - the popular digging choice

TB016 is one of the most popular Takeuchi mini excavators with builders, landscapers, contractors, utilities and plant hire companies.

The compact 1.5 tonne mini digger is available both as cab and canopy and weighs just 1660kg, ideal for trailer towing.

A powerful compact performance.

## OPERATOR COMFORT

Simple and comfortable operating platform with hand and foot operated travel controls - with two-speed travel.

Cushioned main boom and swing cylinders add to smooth comfort of the operator with easy to use joystick controls and arm rest for added operator comfort.



## EXPANDABLE TRACK FRAME

The TB016 has a unique expanding track frame to adjust from 980mm to 1300mm allowing it to travel through narrow openings. Added track width then gives greater operating stability.



## EASY TO DRIVE

Good ergonomics give easy operating controls. The TB016 is regarded as a safe, smooth mini excavator, easy to use for any level of operator.

Safety operator lockout lever for both travel and operating controls help prevent misuse.



## EASY ACCESS & MAINTENANCE

Vandal-protected, lockable fuel tank and engine compartment.

Easy access for standard servicing including Safe Drain engine oil and fuel system.

## PERFORMANCE

- Expanding tracks for greater stability from 980mm to 1300mm.
- Adjustable dozer blade width matches expanded tracks.
- Balance and stability are further enhanced with a longer than average track frame (1520mm).
- Two-way auxiliary hydraulic points plumbed to the dipper arm.
- Variable displacement pumps effectively use the engine horsepower, adjusting power and speed for fast and smooth operation.
- Simultaneous operation of cab swing and digging function gives a fast cycle time.
- Two-speed travel gives fast cycle times and flexibility around site on difficult terrain.

## OPERATION

- Cushioned main boom and swing cylinders for smooth operation.
- Safety operator lockout lever.
- Emergency engine shutdown helps protect the engine against damage from low oil or high temperatures.
- Boom mounted work light give options for all types of working conditions.

## SAFETY & SERVICE

- 100% steel wraparound frame protects key components and flat glass panels make replacement an affordable option.
- Safety is in-built - with protected routing of key hydraulic hoses, boom cylinder guard and vandal-proof fuel tank and engine.
- Standard service features include; Safe Drain engine oil system, hydraulic and fuel gauges, fuel drain system, hydraulic oil cooler, maintenance-free battery and electronic engine monitoring system.
- All Takeuchi Machines come with 2 year/2,000 hours warranty as standard.

## OPTIONS

- TKB71 Breaker
- Auger
- Quick Hitch

The TB016 is a well protected mini digger built for the toughest site conditions.

It has become the most popular choice of digger for all types of application - landscaping, utilities, ground works, street works. Operators enjoy the smooth operation and powerful digging force from a compact, portable machine.

With a maximum dig depth up to 2375mm and dump height of 2845 alongside a maximum reach at ground level as far as 3695mm the TB016 outperforms for its compact size.

Precise proportional control valves achieve the smoothest digging operation vital in critical dig sites working around live cables.

**With a reputation for reliability, Japanese build quality makes all the difference.**

